




# OMNIDIRECTIONAL ARRAY GSM DB

RFID 13.56 MHz	ISM 433.92 MHz	<b>GSM</b> 880 + 960 MHz	GPS 1575.42 MHz	<b>DCS</b> 1710 + 1880 MHz	PCS 1850 + 2000 MHz	DECT 1880 + 1900 MHz	UMTS 1900 + 2170 MHz	W-LAN 2400 + 2483 MHz	W-LAN 5150 + 5725 MHz
----------------------	----------------------	--------------------------------	-----------------------	----------------------------------	---------------------------	----------------------------	----------------------------	-----------------------------	-----------------------------

## General Description



The Omnidirectional Array antenna provides 360° radiation pattern with 5.1 dBi at 900 and 1800 MHz. The very resistant and U.V. stabilized plastic material has the right characteristics to make this product suitable for a use where mechanical and thermic qualities are required.

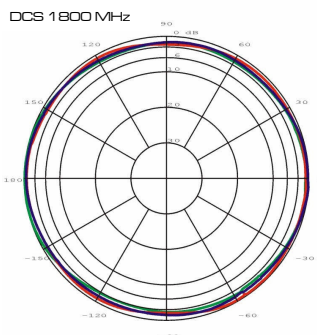
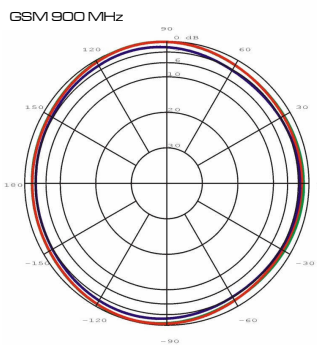
## Electrical Data

Frequency range :	880-960 MHz 1710-1880 MHz
Typology :	Omnidirectional antenna
Gain :	5.1 dBi
VSWR :	≤ 2 : 1
Polarization :	Vertical
Impedance :	50 Ω
Radiation :	H-plane 360° omnidirectional
Connector :	SMA-M (other on request)

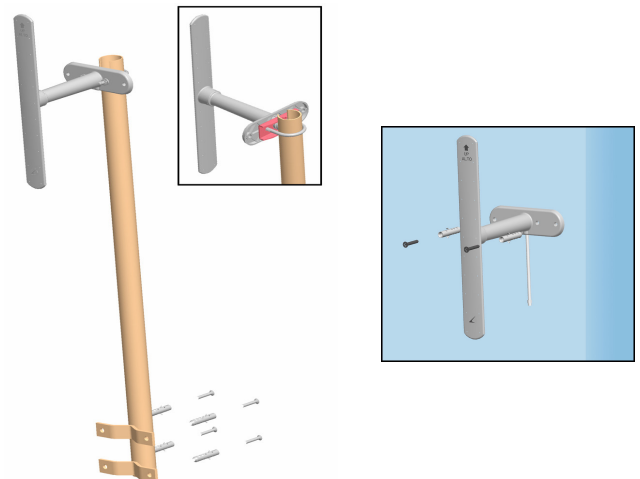
## Mechanical Data

Dimension (approximate) :	345 X 40 X 10 mm (without plastic hanger)
Dimension (approximate) :	345 X 40 X 170 mm (with plastic hanger)
Weight (approximate) :	530 gr
Radom material :	Thermoplastic UV stabilized
Operating temperature :	- 40° ÷ +80°C
Installation type :	Wall/mast
Operating environment :	External

## Radiation Pattern in H-plane



## Installation examples

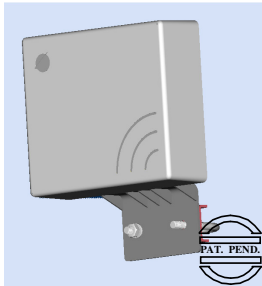




# COMPACT DIRECTIONAL ANTENNA

RFID 13.56 MHz	ISM 433.92 MHz	GSM 880 + 960 MHz	GPS 1575.42 MHz	DCS 1710 + 1880 MHz	PCS 1850 + 2000 MHz	DECT 1880 + 1900 MHz	UMTS 1900 + 2170 MHz	W-LAN 2400 + 2483 MHz	W-LAN 5150 + 5725 MHz
----------------------	----------------------	-------------------------	-----------------------	---------------------------	---------------------------	----------------------------	----------------------------	-----------------------------	-----------------------------

## General Description



The Compact Directional Antenna provides high-gain in the direction of the base station; its performance permits connection where the distance is significant with a low-impact design and very small dimension. It is projected for GSM Dual Band at 900 and 1800 MHz, DECT and 3<sup>rd</sup> generation devices.

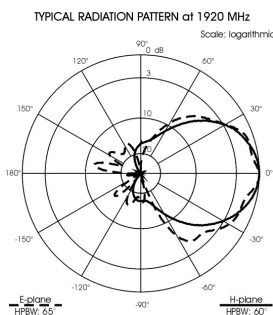
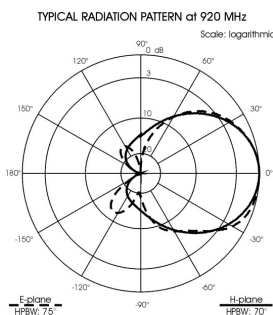
## Electrical Data

Frequency range :	880-960 MHz 1710-2170 MHz
Typology :	Directional antenna
Gain :	9 dBi
VSWR :	≤ 2 : 1
Polarization :	Vertical
Impedance :	50 Ω
Connector :	SMA-M (other on request)

## Mechanical Data

Dimension (approximate) :	170 X 155 X 75 mm
Radom material :	Light grey ABS UV stabilized
Operating temperature :	- 40° ÷ +80°C
Installation type :	Mast : Ø 25-42 mm
Operating environment :	External

## Radiation Patterns



## Installation examples

